

The Lutron x Cerno Art Light combines Cerno's clean picture light designs with Ketra performance. The technology enables the light to follow the natural rhythm of daylight, warmly dim down, or dial up the vibrancy to transform a piece of art.

Order Code	03-305	-		-		-		-		-	
	MODEL		Ⓐ WIDTH		Ⓑ FINISH		Ⓒ PROFILE		Ⓓ MOUNTING		Ⓔ LAMPING

Example Order Code	03-305	-	235	-	WT	-	L	-	S	-	KH1
--------------------	--------	---	-----	---	----	---	---	---	---	---	-----



Round Profile, Standard Mount, White



Low Profile, Direct Wire Wall Mount, White



Low Profile, Direct Wire Wall Mount, Oil Rubbed Bronze

Ⓐ WIDTH

	FIXTURE WIDTH	CANVAS WIDTH RANGE
115	11.5"	12"-18"
175	17.5"	18"-24"
235	23.5"	24"-36"
355	35.5"	36"-48"
475	47.5"	48"-60"
595	59.5"	60"-72"

Ⓑ FINISH - STANDARD

BL	Black (CM-030)
BZ	Oil Rubbed Bronze (CM-029)
GD	Gold (CM-031)
WT	White (CM-060)
AL	Brushed Aluminum (CM-006)

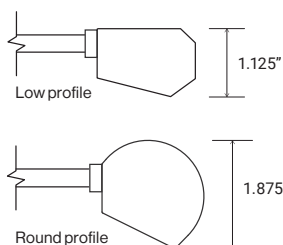
FINISH - PREMIUM

BB	Brushed Brass (CM-120)
SN	Satin Nickel (CM-124)
DB	Distressed Brass (CM-117)

See page 2 for color swatches.
Material samples available upon request.

Ⓒ PROFILE

- L** Low Profile*
- R** Round Profile



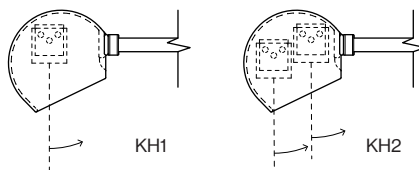
*Low profile fixtures mounted 7 ft or higher may expose the light source to viewers standing within 3 ft of the artwork.

Ⓔ LAMPING

- KH1** One Ketra High Output LSO Lightbar
- KH2** Two Ketra High Output LSO Lightbars*

See Ketra LSO Light Bar Slim spec sheet for more information.
Ketra SKU: HW-LS0HO350BLNWW

LED modules are adjustable for aiming light on the canvas.

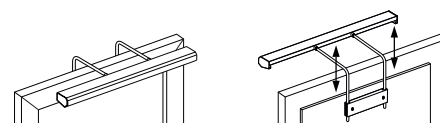


*KH2 is only available in Round Profile. KH2 fixtures mounted 7.5 ft or higher may expose the light source to viewers standing within 3 ft of the artwork.

Ⓓ MOUNTING

- S** Standard Mount
- D** Direct Wire Wall Mount

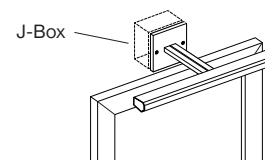
STANDARD MOUNT



The Standard Mount includes two slim 90° arms that slide into a mounting bracket. The mounting bracket can be installed on the back of the frame or directly to the wall behind the art.

The height of the fixture is adjustable within the mounting bracket.

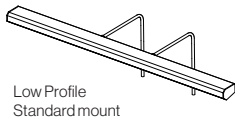
DIRECT WIRE WALL MOUNT



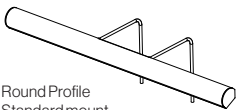
The Direct Wire Wall Mount attaches to a J-box above an art piece. Junction box placement is critical.



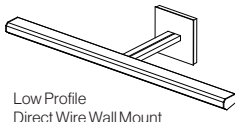
PROFILE AND MOUNTING CONFIGURATIONS



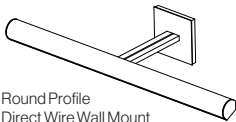
Low Profile
Standard mount



Round Profile
Standard mount



Low Profile
Direct Wire Wall Mount

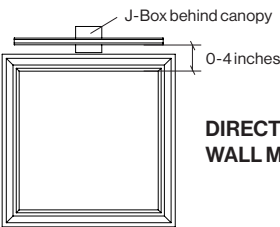
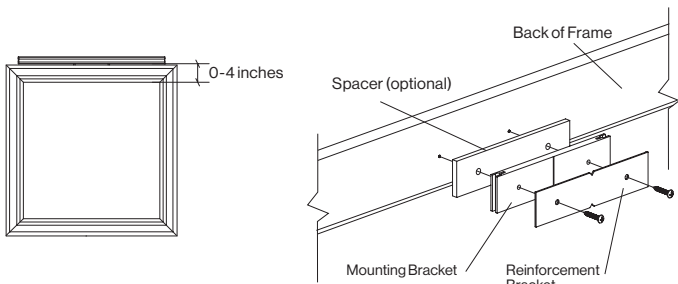


Round Profile
Direct Wire Wall Mount

MOUNTING DETAILS

STANDARD MOUNT

The mounting bracket can be installed on the back of the frame or directly to the wall behind the art.

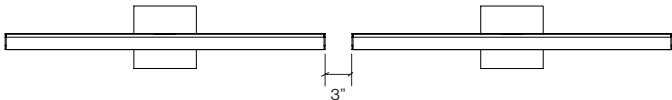


DIRECT WIRE
WALL MOUNT

SIDE-BY-SIDE

If multiple fixtures are to be mounted side-by-side to illuminate a single canvas, a 3 inch maximum distance between fixtures is recommended.

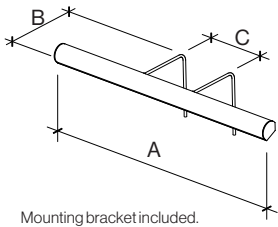
Brackets to connect fixtures side-by-side are available upon request. Contact Cerno Customer Service for more details.



PRODUCT DIMENSIONS

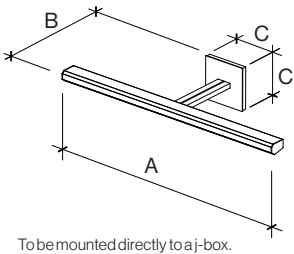
STANDARD MOUNT

SKU OPTION	A	B	C
115	11.5"	8"	6"
175	17.5"	8"	6"
235	23.5"	8"	6"
355	35.5"	8"	12"
475	47.5"	8"	12"
595	59.5"	8"	12"



DIRECT WIRE WALL MOUNT

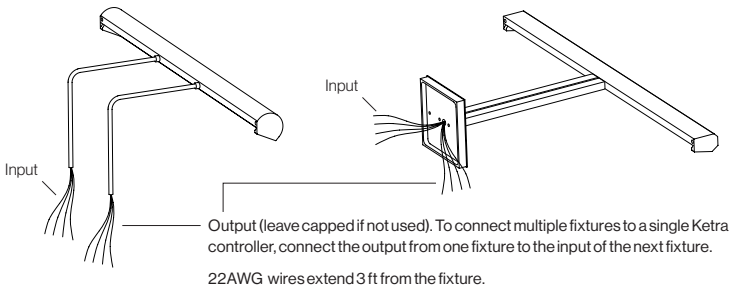
SKU OPTION	A	B	C
115	11.5"	9.25"	4.5"
175	17.5"	9.25"	4.5"
235	23.5"	9.25"	4.5"
355	35.5"	9.25"	4.5"
475	47.5"	9.25"	4.5"
595	59.5"	9.25"	4.5"



WIRING DETAILS

STANDARD MOUNT

DIRECT WIRE WALL MOUNT



TECHNICAL SPECIFICATIONS

Controller & Power Supply not included.


See Ketra LSO High Outout Light Bar Slim spec sheet for electrical and photometric information.

Ketra SKU: HW-LSOHO350BLNWW


Ketra light bar size is 1.5" shorter than fixture width.

Modules in the KH2 option are wired in series.

FINISH - STANDARD




BL
Black Powder Coat
(CM-030)



BZ
Oil Rubbed Bronze
(CM-029)



GD
Gold
(CM-031)



WT
White
(CM-060)



AL
Brushed Aluminum
(CM-006)


FINISH - PREMIUM



BB
Brushed Brass
(CM-120)



SN
Satin Nickel
(CM-124)



DB
Distressed Brass
(CM-117)