

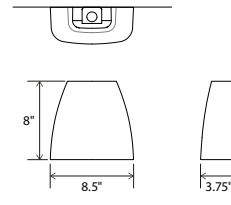


natural terracota



natural terracota

Dea sconce



Dimensions: 8" x 8.5" x 3.75"
 Product weight: 5 lb
 Light source: integrated LED
 Light output: see options below
 Light color options: 2700 K, 3000 K, 3500 K, or 4000 K
 Color accuracy: 90+ CRI
 Power usage: 14 W
 Dimmable (see options below)
 UL listed for wet locations, suitable for use indoor and outdoors
 Specifications subject to change



natural terracota
(CM-125)



MATERIAL & FINISH OPTIONS

Shade Finish
 natural terracotta (CM-125)

*Lamping**

2700 K LED
 3000 K LED
 3500 K LED
 4000 K LED

Light Distribution and Driver Options

Uplight & Downlight

120-277 V AC input voltage
 Standard output - 1130 Lumens (source)
 120 V input - TRIAC, ELV & 0-10 V dimmable
 240 & 277 V input - only 0-10 V dimmable

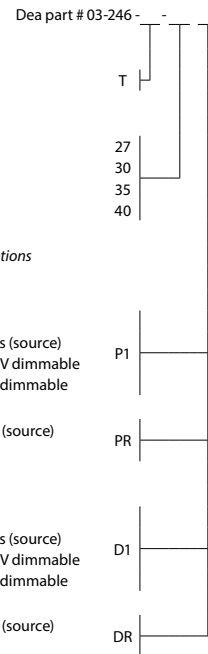
Reduced output - 540 Lumens (source)
 Nondimmable

Downlight Only


120-277 V AC input voltage
 Standard output - 1130 Lumens (source)
 120 V input - TRIAC, ELV & 0-10 V dimmable
 240 & 277 V input - only 0-10 V dimmable

Reduced output - 540 Lumens (source)
 Nondimmable

J-box centered behind fixture



The Dea's ceramic shade is hand-crafted in Laguna Beach. The terracotta is unglazed, accentuating the clay's natural red earth coloring. The modern form works well in clean minimalist outdoor and indoor environments as well as in more transitional spaces. Inspired by nature and designed to handle the elements.



⚠ WARNING. California Proposition 65 Warning for California Consumers. This product can expose you to chemicals including wood dust and lead which are known to the State of California to cause cancer or birth defects or other reproductive harm. For more information go to www.P65Warnings.ca.gov.