




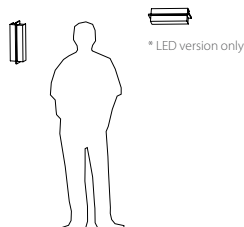
walnut



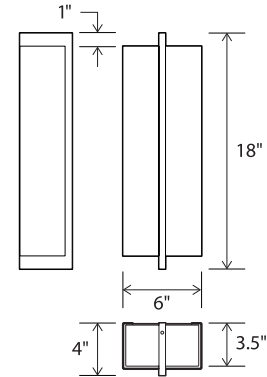
white washed oak

The Via has an understated geometry with sophisticated detailing and proportion. The substantial glowing volume of the Via is punctuated by a thin plane of rich American walnut striking a balance and harmony.

Nick Sheridan,
Designer



Via ceiling flush mount



Dimensions: 18" x 6" x 4"
 Materials: solid wood, polymer
 Product weight: 2 lb
 Integrated LED Specifications
 Light output: 500 Lumens (source)
 Light color*: 2700 K or 3500 K
 Color accuracy: 90+ CRI
 Power usage: 7 W
 Dimmable (see driver below)
 Input voltage: 24 V DC (driver included)
 Driver location: must be housed in J-box
 Driver dimensions: 3" x 1.5" x 1"
 Mounting: ceiling or wall

Candelabra Base Specifications

Lamping: 2x candelabra E12 base sockets,
 10 W max each (bulbs not included)
 Select bulbs can achieve over 500 lumens each
 Input voltage: 120 V AC max
 Mounting: wall only



MATERIAL & FINISH OPTIONS

Via part # 03-190

Wood Body

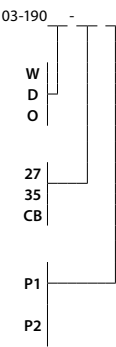
walnut (CM-001)
 dark stained walnut (CM-002)
 white washed oak (CM-095)

Lamping*


2700 K LED
 3500 K LED
 Candelabra base E12 socket

Driver (LED version only)

120 V AC input voltage
 TRIAC, ELV & 0-10 V dimming
 277 V AC input voltage
 TRIAC, ELV & 0-10 V dimming



walnut (CM-001)



dark stained walnut (CM-002)



white washed oak (CM-095)

Includes: frosted polymer (CM-051)

Inquire about other input voltages.

*Available in 3000K, 4000K and other color temperatures upon request.

Emergency backup option available upon request.

▲WARNING. California Proposition 65 Warning for California Consumers. This product can expose you to chemicals including wood dust and lead which are known to the State of California to cause cancer or birth defects or other reproductive harm. For more information go to www.P65Warnings.ca.gov