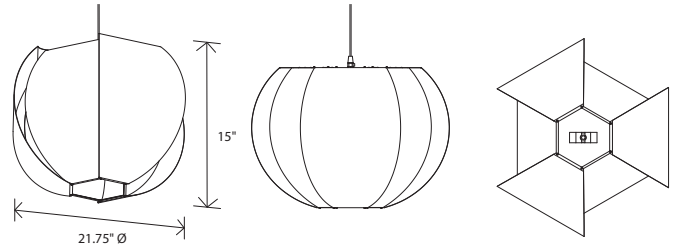


Veris was a concept we started exploring ten years ago. Two offset layers of petals simultaneously shield the light source while allowing reflected light to wash the inside petals, creating a dramatic ambient luminaire. The form materializes through a series of processes that utilize cutting edge CNC laser technology but still rely on skilled hand-rolling and bending of the aluminum petals.

Veris 22 pendant



Dimensions: 21.75" Ø, 15"
Product weight: 4 lb
Suitable for a sloped ceiling

Integrated LED Specifications
Light output: 1690 Lumens (source)
Light color: 2700 K, 3000 K, 3500 K or 4000 K
Color accuracy: 90+ CRI
Power usage: 19.5 W
Dimmable (see driver below)
Driver must be housed in J-box
Driver dimensions: 3.3" x 1.6" x 1", included

E26 Medium Base Specifications
Lamping: E26 base, type A lamp, 60 W max
Input voltage: 250 V AC max
Bulb not included

Textured Black Powdercoat (CM-049) low profile round canopy with SVT-3 Cable, Black (CM-039)
Canopy dimensions: 5" Ø, 0.3"
See website for more canopy information
Field adjustable drop length: 0'6" min - 8'0" max
Specifications subject to change



MATERIAL & FINISH OPTIONS

Veris 22 part # 06-260-22 -

Shade Material

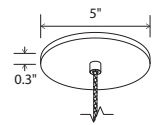
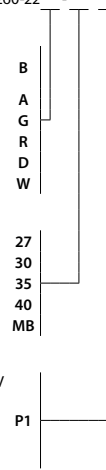
matte black (CM-085) with matte white interior
brushed aluminum (CM-012)
brushed rose gold (CM-046)
brushed brass (CM-047)
distressed brass (CM-096)
gloss white (CM-054)

Lamping*

2700 K LED
3000 K LED
3500 K LED
4000 K LED
medium base E26 socket

Driver (LED version only)

AC Input Voltage Range: 120-277 V
120 V input: TRIAC, ELV & 0-10 V dimmable
240 & 277 V input: only 0-10 V dimmable



black low-profile round canopy with black SVT-3 cable



matte black (CM-085) with matte white interior



brushed aluminum (CM-012)




brushed rose gold (CM-046)



brushed brass (CM-047)



distressed brass (CM-096)



gloss white (CM-054)

