

matte grey




textured white

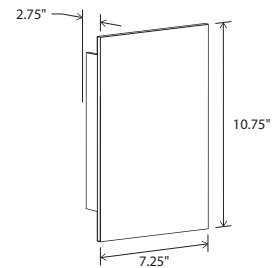


textured black, downlight only

Cerno's Tersus Outdoor sconce is an existing design that we modified to withstand the elements. The materials and components were meticulously designed and engineered to comply and pass UL's wet location requirements.



Tersus outdoor sconce



Dimensions: 10.75" x 7.25" x 2.75" (3.5" concrete)
 Product weight: 4 lb (9 lb concrete)
 Light source: integrated LED
 Light output: see options below
 Light color options: 2700 K, 3000K, 3500 K, or 4000 K
 Color accuracy: 90+ CRI
 Power usage: 14 W
 Dimmable (see options below)
 UL listed for wet locations, suitable for use indoor and outdoors
 Antique bronze and concrete finishes will vary
 Antique bronze is a living finish and will change over time depending on environmental conditions
 Specifications subject to change
 Custom backlit address or room numbers available



MATERIAL & FINISH OPTIONS

Tersus outdoor sconce part # 03-242-

Shade Material

white concrete (CM-104)
 black concrete (CM-105)
 marine grade brushed stainless steel (CM-102)
 antique bronze (CM-103)
 textured black powder coat (CM-099)
 textured white powder coat (CM-100)
 matte grey powder coat (CM-101)

Lamping*

2700 K LED
 3000 K LED
 3500 K LED
 4000 K LED


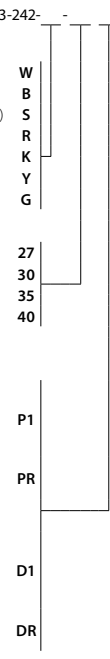
Light Distribution and Driver Options

Uplight & Downlight

120-277 V AC input voltage
 Standard output - 1130 Lumens (source)
 120 V input: TRIAC, ELV & 0-10 V dimmable
 240 & 277 V input: only 0-10 V dimmable
 Reduced output - 540 Lumens (source)
 Nondimmable

Downlight Only - Dark Sky Compliant*

120-277 V AC input voltage
 Standard output - 1130 Lumens (source)
 120 V input: TRIAC, ELV & 0-10 V dimmable
 240 & 277 V input: only 0-10 V dimmable
 Reduced output - 540 Lumens (source)
 Nondimmable



white concrete (CM-104)




black concrete (CM-105)




marine grade brushed stainless steel (CM-102)



antique bronze (CM-103)



textured black powder coat (CM-099)



textured white powder coat (CM-100)



matte grey powder coat (CM-101)

*2700 K & 3000 K downlight only options are dark sky compliant.

Includes: marine grade brushed stainless steel (CM-102) (except for Antique Bronze version)

J-box centered behind fixture