


cerno®



DESIGNED AND MADE IN CALIFORNIA

Rima Outdoor Scence





marine grade brushed stainless steel



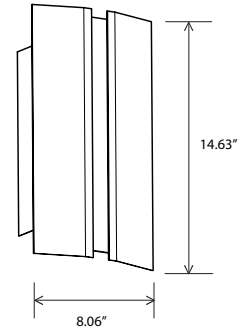
textured black powder coat



textured white powder coat



## Rima outdoor sconce



Dimensions: 14.63" x 8.06" x 3.71"  
 Product weight: 2 lb (4 lb Stainless Steel)  
 Light source: integrated LED  
 Light output: see options below\*  
 Light color options: 2700 K, 3000K, 3500 K, or 4000 K  
 Color accuracy: 90+ CRI  
 Power usage: 13 W (standard output)  
 7 W (reduced output)  
 UL listed for wet locations, suitable for indoor and outdoor use  
 Specifications subject to change



### MATERIAL & FINISH OPTIONS

Rima outdoor part # 03-310-

#### Shade Finish

marine grade brushed stainless steel (CM-102)  
 textured black powdercoat (CM-099)  
 textured white powdercoat (CM-100)

S  
K  
Y

#### Lamping

2700 K LED  
 3000 K LED  
 3500 K LED  
 4000 K LED

27  
30  
35  
40

#### Light Distribution and Driver Options\*

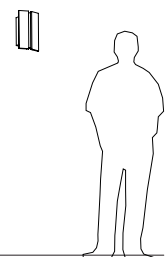
##### Uplight & Downlight

Standard output - 1130 Lumens (source, at 2700 K)  
 120 V input: TRIAC, ELV & 0-10 V dimmable  
 240 & 277 V input: only 0-10 V dimmable  
 Reduced output - 540 Lumens (source, at 2700 K)  
 120 - 277 V input: Nondimmable

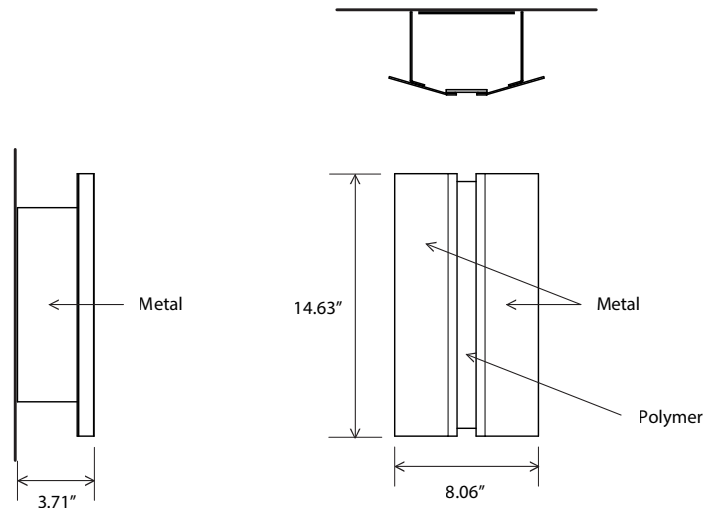
P1  
P2

Includes: frosted polymer (CM-051)

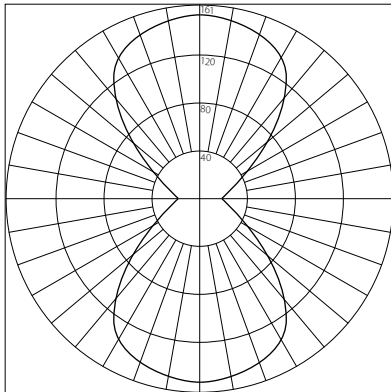
*The Rima Outdoor sconce is an illuminating example of functional minimalism. The shade is distilled down to a few essential materials composing a sleek modern design that emits a beautiful quality of light.*



**WARNING.** California Proposition 65 Warning for California Consumers. This product can expose you to chemicals including wood dust and lead which are known to the State of California to cause cancer or birth defects or other reproductive harm. For more information go to [www.P65Warnings.ca.gov](http://www.P65Warnings.ca.gov)



## PHOTOMETRIC POLAR GRAPH




Maximum Candela = 160.66  
 Located at:  
 Horizontal Angle = 0  
 Vertical Angle = 20

Output specifications shown for 2700K CCT and stainless steel finish for vertical plane through 90-270 degree horizontal angles. Other CCTs and material finishes may cause output specifications to vary.


## FINISHES



marine grade brushed stainless steel (CM-102)



textured black powder coat (CM-099)



textured white powder coat (CM-100)