



white washed oak, brushed brass, burlap



walnut, brushed aluminum, white linen




walnut, brushed aluminum, burlap, walnut shelf



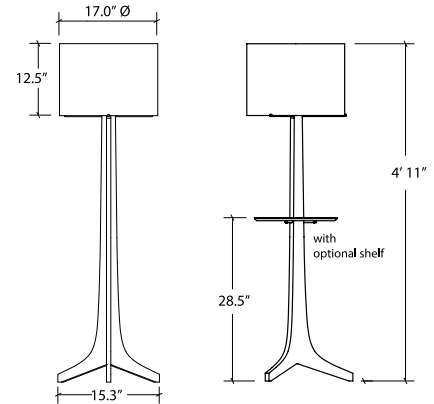
walnut, brushed brass, black amaretto, details


Efficiency and simplicity guided the design process for the Nauta floor lamp. We designed the Forma several years ago with Frank Carfaro of Desiron, which profoundly influenced the Nauta's form. Our goal was to distill the Forma design without compromising it. The Nauta floor is clean, modern, and priced competitively.

Nick Sheridan,  
 Designer




## Nauta floor



Dimensions: 17" Ø shade, 4'11"  
 Materials: solid wood, aluminum, fabric shade  
 Product weight: 8 lb  
 Light source: medium base E26 socket  
 Lamping: E26 base, 60 W max  
 Input voltage: 250 V AC max  
 Includes 8' clear silver cord with white plug  
 On/Off rocker switch on socket  
 Wood grain will vary  
 Specifications subject to change  
  
 Included dimmable LED A19 bulb  
 Light output: 800 Lumens (source)  
 Light color: 2700 K  
 Color accuracy: 90+ CRI  
 Power usage: 11 W




brushed aluminum (CM-006)



brushed brass (CM-120)



walnut (CM-001)



dark stained walnut (CM-002)



white washed oak (CM-095)



burlap (CM-017)



white linen (CM-016)



black amaretto (CM-018)

### MATERIAL & FINISH OPTIONS

Nauta floor part # 05-110-

#### Metal Finish

brushed aluminum (CM-006)  
 brushed brass (CM-120)

#### Wood Body

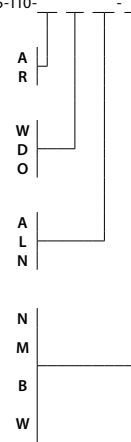
walnut (CM-001)  
 dark stained walnut (CM-002)  
 white washed oak (CM-095)

#### Fabric Shade

black amaretto (CM-018)  
 white linen (CM-016)  
 burlap (CM-017)

#### Optional Shelf Accessory

no shelf  
 matching wood shelf - exposed wood top surface  
 matching wood shelf - black HPL top surface (CM-092)  
 matching wood shelf - white HPL top surface (CM-093)



SHELF IS OPTIONAL and cannot be removed by customer.