

Project:

Contact:

Fill in the shaded boxes using the information listed below

Order Code **R-0031** - - - - - - - -

Model **A** SIZE **B** SUSPENSION **C** FINISH 1 - RING WALL **D** FINISH 2 - SEAM PLATE **E** LIGHT DIRECTION **F** LAMPING CCT **G** OPTION CODE

EXAMPLE ORDER CODE R-0031 - 60 - S - 002 - 008 - D - 27 - EM

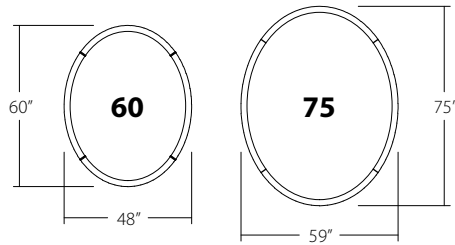


Monterey 60, angled cables, walnut ring walls, distressed brass seam plate, direct light, 3000K.

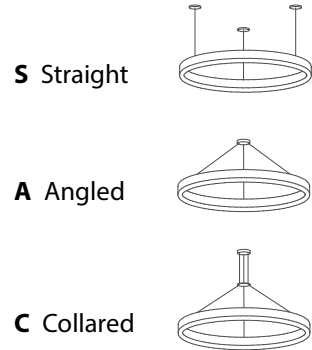


Detail of Distressed Brass seam plate with Walnut ring walls

A SIZE



B SUSPENSION



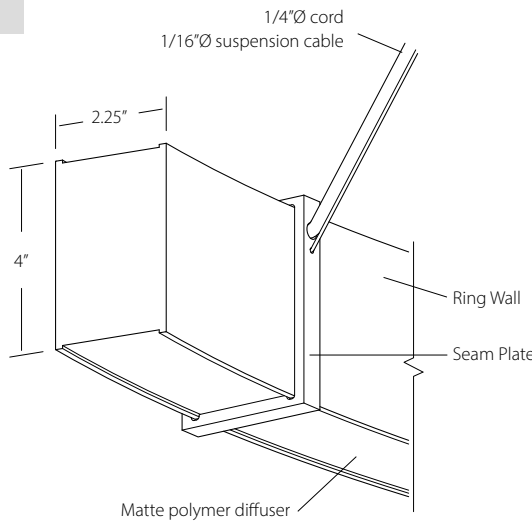
C FINISH 1- RING WALL

- 001** Walnut
- 002** Dark Stained Walnut
- 095** White Washed Oak
- 012** Brushed Aluminum
- 046** Rose Gold
- 047** Brushed Brass
- 096** Distressed Brass
- 085** Matte Black
- 121** Matte White

D FINISH 2 - SEAM PLATE

- 119** Brushed Aluminum
- 120** Brushed Brass
- 117** Distressed Brass
- 049** Textured Black
- 060** Textured White

* Canopy finish will match seam plate



All Monterey pendants have 4 seam plates and suspension cables, number of electrical cords per model listed on page 2.

E LIGHT DIRECTION

- D** Direct
- B** Direct and Indirect

F LAMPING CCT

- 27** 2700K LED
- 30** 3000K LED
- 35** 3500K LED
- 40** 4000K LED
- CRI 90+

G OPTION CODE

- XD** For custom drop lengths add "XD" followed by desired *Overall Height* in inches at end of order code. Otherwise a standard 72" drop length is provided which is field cuttable.
- EM** Emergency Backup option.

Walnut and Oak fixtures are constructed of real solid wood with a natural oil finish.



Lumen Output / Wattage / Cords

Direct Light

SIZE	WATTS	DELIVERED LUMENS (DOWN)	NUMBER OF DRIVERS	WEIGHT (LBS)	NUMBER OF ELECTRICAL CORDS
60"	114	9010	2	31	2
75"	142	11415	2	33	2

Direct and Indirect Light

SIZE	WATTS	DELIVER LUMENS DOWN	DELIVERED LUMENS UP	NUMBER OF DRIVERS	WEIGHT (LBS)	NUMBER OF ELECTRICAL CORDS
60"	170	9010	4630	3	31	3
75"	210	11415	5830	3	33	3

Driver Specs

120-277VAC Input

0-10V dimming down to 1% with dim to off

Drivers to be mounted remote at a maximum distance of 50' including pendant drop distance, provided a 12 gauge wire is used

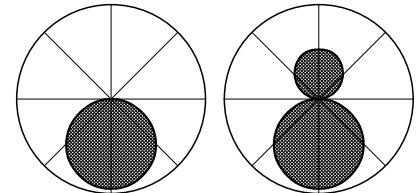
Driver dimension is 6.25" x 3" x 1.06"

See table for qty

Canopy, Suspension Cables and Electrical Cords

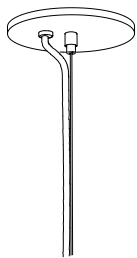
- > The Monterey is built in 4 sections and is assembled on site.
- > 1/16" aircraft cable with cable grip suspension hardware included.
- > 72" drop provided for a suspension types - add XD in order code for longer drops.
- > 24" minimum drop for angled cable suspensions.
- > Angled suspension cable angles not to be less than 30 degrees from horizontal.
- > Canopies match seam plate material finish.

Photometric Polar Graph

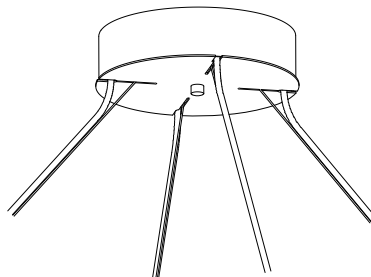


Direct

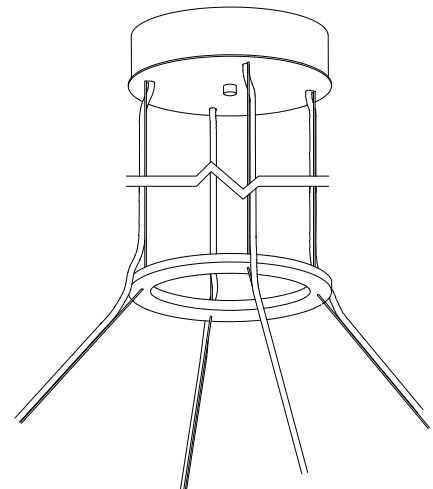
Direct and Indirect



Straight Suspension
Canopy (4) 5" Ø X .29"H



Angled Suspension
Canopy 8" Ø X 2"H



Collared Suspension
Canopy 8" Ø X 1.7"H
Collar 6" Ø X .25"H

© FINISH 1 - RING WALL



001
Walnut
(CM-001)



002
Dark Stained Walnut
(CM-002)




095
White Washed Oak
(CM-095)



012
Brushed Aluminum
(CM-012)



046
Rose Gold
(CM-046)




047
Brushed Brass
(CM-047)



096
Distressed Brass
(CM-096)




085
Matte Black
(CM-085)




121
Matte White
(CM-121)


© FINISH 2 - SEAM PLATE




119
Brushed Aluminum
(CM-119)




120
Brushed Brass
(CM-120)



117
Distressed Brass
(CM-117)



049
Textured Black
Powder Coat
(CM-049)



060
Textured White
Powder Coat
(CM-060)