

Project:

Contact:

Fill in the shaded boxes using the information listed below

Order Code	R-0031	-		-		-		-		-		-		-	
	Model		(A) SIZE		(B) SUSPENSION		(C) FINISH 1 - RING WALL		(D) FINISH 2 - SEAM PLATE		(E) LIGHT DIRECTION		(F) LAMPING CCT		(G) OPTION CODE

EXAMPLE ORDER CODE	R-0031	-	60	-	S	-	002	-	008	-	D	-	27	-	EM
--------------------	--------	---	----	---	---	---	-----	---	-----	---	---	---	----	---	----

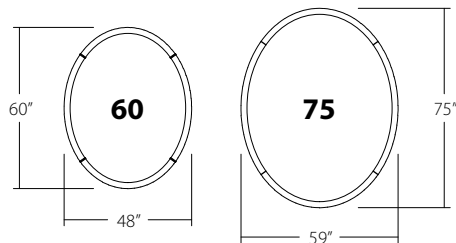


Monterey 60, angled cables, walnut ring walls, distressed brass seam plate, direct light, 3000K.



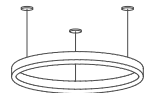
Detail of Distressed Brass seam plate with Walnut ring walls

(A) SIZE

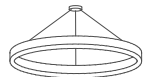


(B) SUSPENSION

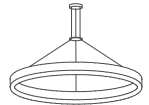
S Straight



A Angled



C Collared



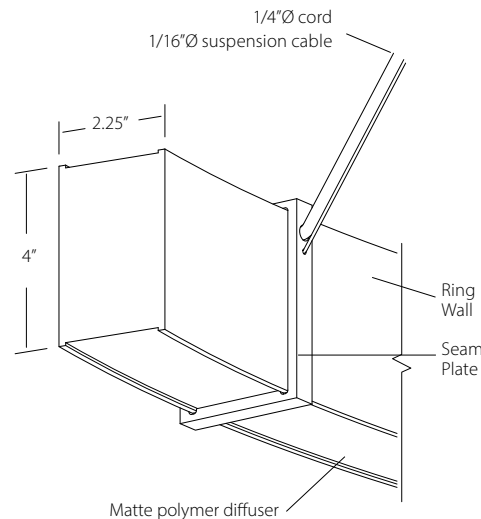
(C) FINISH 1 - RING WALL

- 001** Walnut
- 002** Dark Stained Walnut
- 095** White Washed Oak
- 012** Brushed Aluminum
- 046** Rose Gold
- 047** Brushed Brass
- 096** Distressed Brass
- 085** Matte Black
- 121** Matte White

(D) FINISH 2 - SEAM PLATE

- 119** Brushed Aluminum
- 120** Brushed Brass
- 117** Distressed Brass
- 049** Textured Black
- 060** Textured White

* Canopy finish will match seam plate.



All Monterey pendants have 4 seam plates and suspension cables, number of electrical cords per model listed on page 2.

(E) LIGHT DIRECTION

- D** Direct
- B** Direct and Indirect

(F) LAMPING CCT

- 27** 2700K LED
- 30** 3000K LED
- 35** 3500K LED
- 40** 4000K LED
- CRI 90+

(G) OPTION CODE

XD For custom drop lengths add "XD" followed by desired *Overall Height* in inches at end of order code. Otherwise a standard 72" drop length is provided which is field cuttable.

EM Emergency Backup option.

Walnut and Oak fixtures are constructed of real solid wood with a natural oil finish.

LUMEN OUTPUT / WATTAGE / CORDS

Direct Light

SIZE	WATTS	DELIVERED LUMENS (DOWN)	NUMBER OF DRIVERS	WEIGHT (LBS)	NUMBER OF ELECTRICAL CORDS
60"	114	9010	2	31	2
75"	142	11415	2	33	2

Direct and Indirect Light

SIZE	WATTS	DELIVER LUMENS DOWN	DELIVERED LUMENS UP	NUMBER OF DRIVERS	WEIGHT (LBS)	NUMBER OF ELECTRICAL CORDS
60"	170	9010	4630	3	31	3
75"	210	11415	5830	3	33	3

DRIVER SPECS

120-277VAC Input

0-10V dimming down to 1% with dim to off

Drivers to be mounted remote at a maximum distance of 50' including pendant drop distance, provided a 12 gauge wire is used

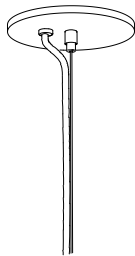
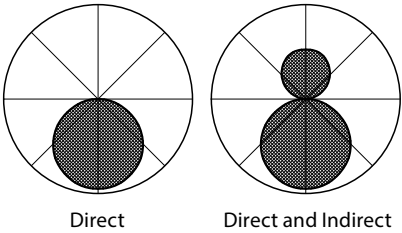
Driver dimension is 6.25" x 3" x 1.06"

See table for qty

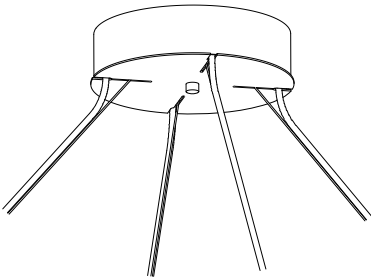
CANOPY, SUSPENSION CABLES AND ELECTRICAL CORDS

- > The Monterey is built in 4 sections and is assembled on site.
- > 1/16" aircraft cable with cable grip suspension hardware included.
- > 72" drop provided for a suspension types - add XD in order code for longer drops.
- > 24" minimum drop for angled cable suspensions.
- > Angled suspension cable angles not to be less than 30 degrees from horizontal.
- > Canopies match seam plate material finish.

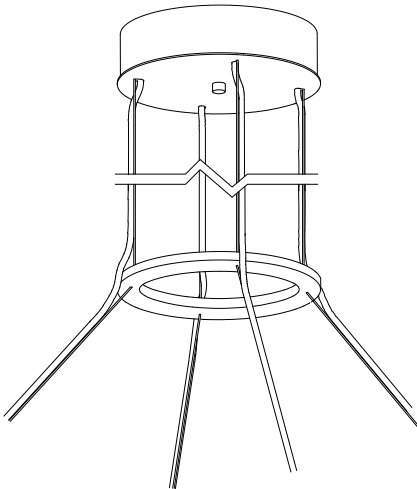
PHOTOMETRIC POLAR GRAPH



Straight Suspension
Canopy (4) 5" Ø X .29"H



Angled Suspension
Canopy 8" Ø X 2"H



Collared Suspension
Canopy 8" Ø X 1.7"H
Collar 6" Ø X .25"H

© FINISH 1 - RING WALL




Walnut
CM-001



Dark Stained Walnut
CM-002



White Washed Oak
CM-095



Brushed Aluminum
CM-012




Rose Gold
CM-046



Brushed Brass
CM-047



Distressed Brass
CM-096




Matte Black
CM-085



Matte White
CM-121

© FINISH 2 - SEAM PLATE




Brushed Aluminum
CM-119




Brushed Brass
CM-120



Distressed Brass
CM-117



Textured Black
Powder Coat
CM-049



Textured White
Powder Coat
CM-060