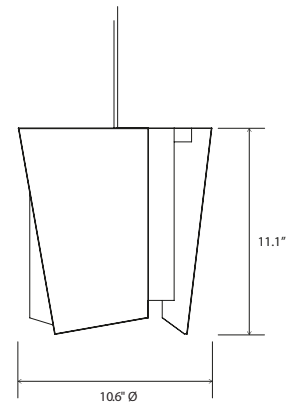




The Levis is simple and clean at first glance: complex upon closer review. The rhythm in the facets gives a dynamic feel from different vantage points, creating a sophistication to its presence.

*Nick Sheridan,
Designer*

Levis L pendant



Dimensions: 10.6" Ø, 11.1"
 Materials: polymer, veneer and aluminum options
 Product weight: 7 lb
 Suitable for a sloped ceiling
Integrated LED Specifications
 Light output: 1647 Lumens (source), based on 2700K
 Light color: 2700 K or 3500 K
 Color accuracy: 90+ CRI
 Power usage: 19 W
 Dimmable: 0-10 V dimming at 120-277 V AC
 TRIAC and ELV dimming at 120 V AC only
 Brushed aluminum (CM-006) extended-profile square canopy with white braided cord included
 Canopy dimensions: 4.5" x 4.5", 1.8"
 Canopy required to house LED driver (3.3" x 1.6" x 1.0")
 See website for more canopy information
 6'-0" drop length, field adjustable

Medium Base Specifications
 Lamping: E26 base, type A lamp, 60 W max
 Bulb not included
 Input voltage: 250 V AC Max
 White (CM-060) low-profile round canopy with clear SVT cord included
 Canopy dimensions: 5.5" Ø, 0.38"
 72" drop length, field adjustable
 Specifications subject to change



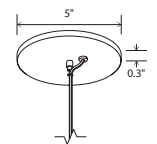
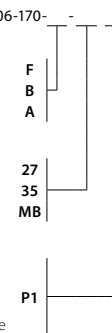
MATERIAL & FINISH OPTIONS

Levis L pendant part # 06-170-

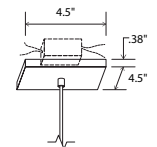
Shade
 frosted polymer (CM-024)
 beech wood veneer (CM-019)
 brushed aluminum (CM-012)

Lamping*
 2700 K LED
 3500 K LED
 medium base E26 socket

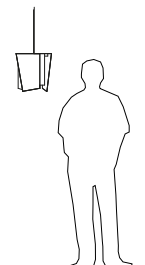
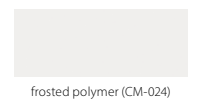
Driver (LED version only)
 AC Input Voltage Range: 120-277 V
 120 V input:
 TRIAC, ELV & 0-10 V dimmable
 240 & 277 V input: only 0-10 V dimmable



Levis L E26 - low-profile round canopy with SVT cord



Levis L Integrated LED - extended-profile square canopy



*Available in 3000K, 4000K and other color temperatures upon request.