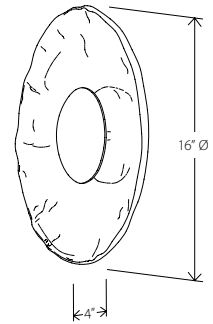




Inviso 16 sconce



- Dimensions*: 16" Ø, 4"
- Materials: glass, metal, wood
- Product weight*: 10.0 lbs
- Light source: integrated LED
- Light output: 936 Lumens (source)
- Light color: 2700 K, 3000 K, 3500 K, 4000 K
- Color accuracy: 90+ CRI
- Power usage: 8.8 W
- Dimmable (see driver options below)
- Canopy dimensions: 6.4" Ø x 0.75"



MATERIAL AND FINISH OPTIONS

Inviso 16 sconce part # 03-320-

Metal Finish

- brushed brass (CM-139)
- distressed brass (CM-140)
- mottled brass (CM-141)

Wood Finish

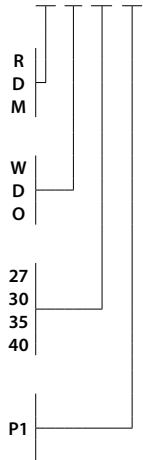
- walnut (CM-001)
- dark stained walnut (CM-002)
- white washed oak (CM-095)

Lamping

- 2700 K LED
- 3000 K LED
- 3500 K LED
- 4000 K LED

Driver Option

- AC Input Voltage Range: 120-277 V
- 120 V input: TRIAC, ELV & 0-10 V dimmable
- 240 & 277 V input: only 0-10 V dimmable



Unpredictable beauty. Light and glass work together to create unimaginable results. When the glass cools, a unique, almost fingerprint-like pattern is revealed, producing a mesmerizing sunburst effect on the wall when the light is on. The Inviso 16 sconce from Cerno uses a palette of familiar wood, metal, and glass with a form that blurs the lines between art and utility.



brushed brass (CM-139)




distressed brass (CM-140)



mottled brass (CM-141)



walnut (CM-001)



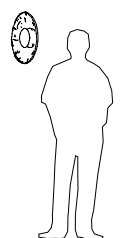
dark stained walnut (CM-002)



white washed oak (CM-095)



clear (GL-048)



* Each piece of hand-made glass is a unique work of art. Dimensions, weight, and color will vary. When multiple fixtures are installed next to each other, expect some variation in shape.