



The Imber and Ignis were inspired by the same design principles that make Cerno and ICRAVE well suited to collaborate. Honesty, simplicity, elemental, timeless and quality are words that sit at the core of both companies' design ethos and we believe these light fixtures embrace these qualities well. Each fixture was reduced to its essential parts – frame and shade – highlighting the interplay of the components, and accentuating the clean lines of the form.

ICRAVE / Cerno



DD: distressed brass (CM-009), dark stained walnut (CM-002)



GD: brushed rose gold (CM-046), dark stained walnut (CM-002)



RW: brushed brass (CM-047), walnut (CM-001)



DW: distressed brass (CM-009), walnut (CM-001)



WO: gloss white (CM-054), white washed oak (CM-095)



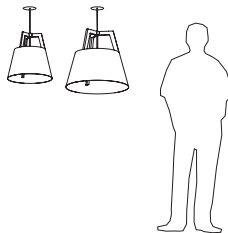
BW: matte black with matte white interior (CM-085), walnut (CM-001)



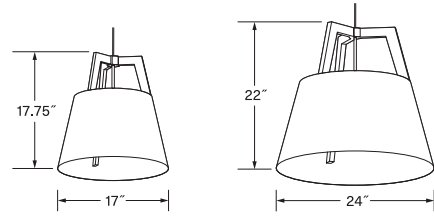
BD: matte black with matte white interior (CM-085), dark stained walnut (CM-002)



BO: matte black with matte white interior (CM-085), white washed oak (CM-095)



Imber 17 / 24 pendant



Imber 17 dimensions: 17" Ø, 17.75"
 Imber 24 dimensions: 24" Ø, 22"
 Materials: solid wood, metal
 Imber 17 weight: 7 lb
 Imber 24 weight: 12 lb
 Wood grain will vary
 Specifications subject to change



MATERIAL & FINISH OPTIONS

Imber part #: 06-210-

Fixture Size

17" Ø
 24" Ø

Standard Combinations (Shade & Frame)

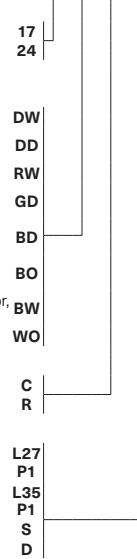
distressed brass, walnut
 distressed brass, dark stained walnut
 brushed brass, walnut
 brushed rose gold, dark stained walnut
 matte black exterior, matte white interior, dark stained walnut
 matte black exterior, matte white interior, white washed oak
 matte black with matte white interior, walnut
 gloss white, white washed oak

Suspension Type

corded
 rigid

Lamping

integrated LED with diffuser - 2700 K
 integrated LED with diffuser - 3500 K
 medium base socket, no diffuser
 medium base socket with diffuser



LAMPING

Integrated LED Specifications


Light output: 1647 Lumens (source), based on 2700K
 Light color*: 2700 K or 3500 K
 Color accuracy: 90+ CRI
 Power usage: 19 W
 Input voltage: 120-277 V AC
 Dimmable: 0-10 V dimming at 120-277 V AC
 TRIAC and ELV dimming at 120 V AC only

Medium Base E26 Specifications

Imber 17 lamping: 1x E26 base, type A lamp, 75 W max
 Imber 24 lamping: 3x E26 base, type A lamp, 75 W max each
 Bulbs not included
 Input voltage: 250 V AC max

DIFFUSER

Frosted white diffuser (CM-024). Diffuser is recommended when fixture location may allow for direct glare. Integrated LED option always comes with a diffuser



SUSPENSION TYPE

Corded: 8' length of SVT wire is used. Wire is field adjustable and suitable for sloped ceiling.

Rigid: Stem comes 6' long and is field cuttable to length (0.38" Ø). Low-profile round canopy. Driver must be house remotely.

SUSPENSION & HARDWARE FINISH

Standard Combinations: Come with either black or satin nickel and white suspension, canopy, and sockets: Black: DW, DD, RW, GD, BD, BO, BW Satin Nickel & White: WO

Corded Versions: White cord: satin nickel hardware Black cord: black hardware 24" Imber corded uses a 1/16" Ø steel cable for suspension

CANOPIES

See website for more canopy information See Suspension & Hardware for canopy finishes

Canopy Types:

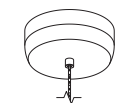
Imber 17 with LED lamping: Extended-profile round canopy, braided cord included, required to house the LED driver (3.25" x 2.25" x 1.25")
 Canopy dimensions: 5.5" Ø, 2" deep

Imber 17 with Medium base socket: Low-profile round canopy, SVT included

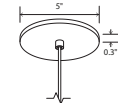
Imber 24 with LED lamping: Extended-profile round canopy, braided cord with steel cable included, required to house the LED driver (3.25" x 2.25" x 1.25")
 Canopy dimensions: 5.5" Ø, 2" deep

Imber 24 with Medium base socket: Low-profile round canopy, SPT w/steel cable included

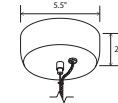
*Available in 3000K, 4000K and other color temperatures upon request



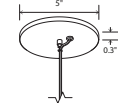
Imber 17 with LED lamping
 Extended-profile round canopy, with braided cord



Imber 17 w/medium base socket
 Low-profile round canopy, with SVT cable



Imber 24 with LED lamping
 Extended-profile round canopy, braided cord with steel cable



Imber 24 w/medium base socket
 Low-profile round canopy, SPT with steel cable