



Ignis 24", brushed brass, walnut

The Ignis and Imber were inspired by the same design principles that make Cerno and ICRAVE well suited to collaborate. Honesty, simplicity, elemental, timeless and quality are words that sit at the core of both companies' design ethos and we believe these light fixtures embrace these qualities well. Each fixture was reduced to its essential parts – frame and shade – highlighting the interplay of the components, and accentuating the clean lines of the form.

ICRAVE / Cerno



DD: distressed brass (CM-009), dark stained walnut (CM-002)



GD: brushed rose gold (CM-046), dark stained walnut (CM-002)



RW: brushed brass (CM-047), walnut (CM-001)



DW: distressed brass (CM-009), walnut (CM-001)



WO: gloss white (CM-054), white washed oak (CM-095)




BW: matte black with matte white interior (CM-085), walnut (CM-001)



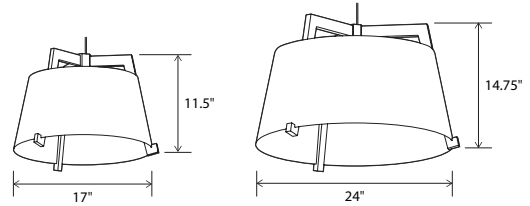
BD: matte black with matte white interior (CM-085), dark stained walnut (CM-002)



BO: matte black with matte white interior (CM-085), white washed oak (CM-095)



## Ignis 17 / 24 pendant



Ignis 17 dimensions: 17" Ø, 11.5"  
 Ignis 24 dimensions: 24" Ø, 14.75"  
 Materials: solid wood, metal  
 Ignis 17 weight: 7 lb  
 Ignis 24 weight: 11 lb  
 Wood grain will vary  
 Specifications subject to change



### MATERIAL & FINISH OPTIONS

Ignis part #: 06-220-	
Fixture Size	17" / 24"
Standard Combinations (Shade & Frame)	DW, DD, RW, GD, BD, BO, BW, WO
Suspension Type	C, R
Lamping	L27, P1, L35, P1, S, D

**LAMPING**  
**Integrated LED Specifications**  
 Light output: 1647 Lumens (source), based on 2700K  
 Light color\*: 2700 K or 3500 K  
 Color accuracy: 90+ CRI  
 Power usage: 19 W  
 Input voltage: 120-277 V AC  
 Dimmable: 0-10 V dimming at 120-277 V AC  
 TRIAC and ELV dimming at 120 V AC only

**Medium Base E26 Specifications**  
 Ignis 17 lamping: 1x E26 base, type A lamp, 75 W max  
 Ignis 24 lamping: 3x E26 base, type A lamp, 75 W max each  
 Bulbs not included  
 Input voltage: 250 V AC max

### DIFFUSER

Frosted white diffuser (CM-024)  
 Diffuser is recommended when fixture location may allow for direct glare  
 Integrated LED option always comes with a diffuser



### SUSPENSION TYPE

**Corded**  
 8' length of SVT wire is used. Wire is field adjustable and suitable for a sloped ceiling.  
**Rigid**  
 Stem comes 6' long and is field cuttable to length (0.38" Ø). Low-profile round canopy. Driver must be house remotely.

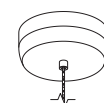
**SUSPENSION & HARDWARE FINISH Standard Combinations**  
 Come with either black or satin nickel and white suspension, canopy, and sockets:  
 Black: DW, DD, RW, GD, BD, BO, BW  
 Satin Nickel & White: WO

**Corded Versions**  
 White cord: satin nickel hardware  
 Black cord: black hardware  
 24" Ignis corded uses a 1/16" Ø steel cable for suspension

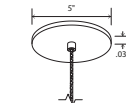
**CANOPIES**  
 See website for more canopy information  
 See Suspension & Hardware for canopy finishes

**Canopy types:**  
**Ignis 17 with LED lamping**  
 Extended-profile round canopy, braided cord included, required to house the LED driver (3.25" x 2.25" x 1.25")  
 Canopy dimensions: 5.5" Ø, 2" deep  
**Ignis 17 with Medium base socket**  
 Low-profile round canopy, SVT included  
**Ignis 24 with LED lamping**  
 Extended-profile round canopy, braided cord with steel cable included, required to house the LED driver (3.25" x 2.25" x 1.25")  
 Canopy dimensions: 5.5" Ø, 2" deep  
**Ignis 24 with Medium base socket**  
 Low-profile round canopy, SPT w/steel cable included

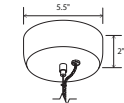
\*Available in 3000K, 4000K and other color temperatures upon request.



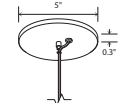
Ignis 17 with LED lamping  
 Extended-profile round canopy, with braided cord



Ignis 17 w/medium base socket  
 Low-profile round canopy, with SVT cable



Ignis 24 with LED lamping  
 Extended-profile round canopy, braided cord with steel cable



Ignis 24 w/medium base socket  
 Low-profile round canopy, SPT with steel cable