



Ignis 17", brushed brass, walnut

The Ignis was inspired by the same design principles that make Cerno and ICRAVE well suited to collaborate. Honesty, simplicity, elemental, timeless and quality are words that sit at the core of both companies' design ethos and we believe these light fixtures embrace these qualities well. Each fixture was reduced to its essential parts - frame and shade - highlighting the interplay of the components, and accentuating the clean lines of the form.

ICRAVE / Cerno



DD: distressed brass, dark stained walnut



GD: brushed rose gold, dark stained walnut



RW: brushed brass, walnut



DW: distressed brass, walnut



WO: gloss white, white washed oak



BW: matte black with matte white interior, walnut

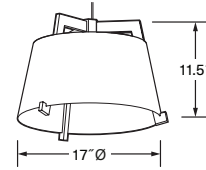


BD: matte black with matte white interior, dark stained walnut



BO: matte black with matte white interior, white washed oak

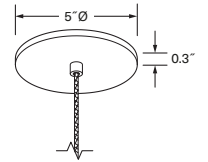
Ignis 17 with Lutron pendant



Ignis 17 dimensions: 17" Ø, 11.5"
Materials: solid wood, metal
Ignis 17 weight: 7 lb

LAMPING SPECIFICATIONS

Optimized for Lutron Ketra and Rania A20, E26 base LED lamps*. Compatible with any type A, E26 base bulb, 60 W max
Bulb not included
Wood grain will vary
Specifications subject to change
*Contact Lutron for lamp specifications



Low-profile round canopy, with SVT cable

MATERIAL & FINISH OPTIONS

Ignis with Lutron part #: 06-221-

Fixture Size
17" Ø

Standard Combinations
(Shade & Frame)

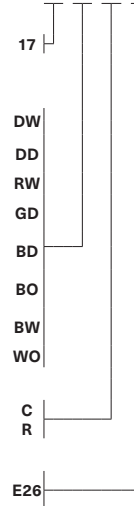
distressed brass, walnut
distressed brass, dark stained walnut
brushed brass, walnut
brushed rose gold, dark stained walnut
matte black with matte white interior, dark stained walnut
matte black with matte white interior, white washed oak
matte black with matte white interior, walnut
gloss white, white washed oak

Suspension Type

corded
rigid

Lamping

medium base E26 socket



SUSPENSION DETAILS

Low-profile round canopy, 5"Ø x 0.3"H
Corded

8' of SVT wire included
Wire drop is field adjustable and suitable for a sloped ceiling

Rigid

Stem comes 9" long and is field cuttable to length (0.5" Ø).

SUSPENSION & HARDWARE FINISH

Standard Combinations

Black suspension, canopy, and sockets included for all finish combinations, EXCEPT WO finish

Satin nickel & white suspension, canopy, and sockets included for WO finish


Corded Versions

White cord: satin nickel hardware
Black cord: black hardware

LUTRON Native by Design™

Shared vision, exceptional results. Native by Design merges Lutron's intelligent lighting and technology with world-class design partners to create experiences that neither could achieve alone.

Design spaces to look and feel better with quality light. Lutron Intelligent Lighting replicates the natural color of daylight, offers a broad range of color temperatures, and renders objects truthfully under a rich spectrum. It's a difference you can feel.



6' tall person