

Project:

Contact:

Fill in the shaded boxes using the information listed below

Order Code **R-0030** -  -  -  -  -  -  -  -

Model      (A) DIAMETER      (B) SUSPENSION      (C) FINISH 1 - RING WALL      (D) FINISH 2 - SEAM PLATE      (E) LIGHT DIRECTION      (F) LAMPING CCT      (G) OPTION CODE

EXAMPLE ORDER CODE    R-0030 - 4 - S - 002 - 008 - D - 27 - EM

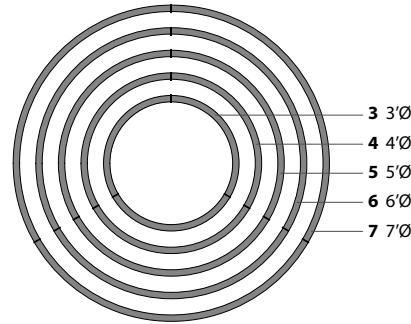


Gaviota, 6' diameter, Angled cables, walnut ring walls, distressed brass seam plate, direct light, 3000K.



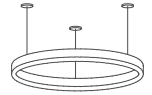
Detail of Distressed Brass seam plate with Walnut ring walls

(A) DIAMETER

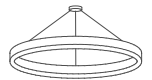


(B) SUSPENSION

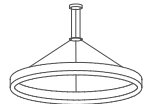
S Straight



A Angled



C Collared



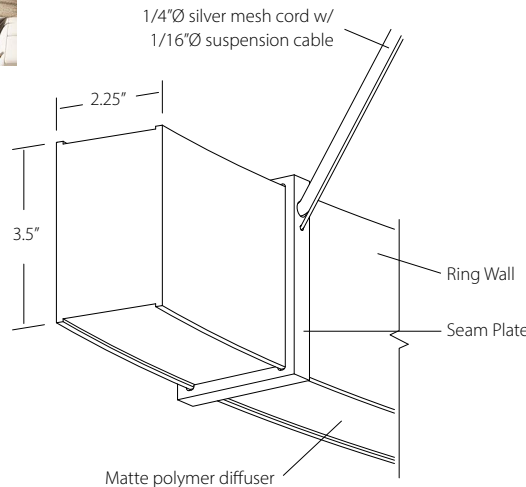
(C) FINISH 1 - RING WALL

- 001** Walnut
- 002** Dark Stained Walnut
- 095** White Washed Oak
- 012** Brushed Aluminum
- 046** Rose Gold
- 047** Brushed Brass
- 096** Distressed Brass
- 085** Matte Black
- 121** Matte White

(D) FINISH 2 - SEAM PLATE

- 119** Brushed Aluminum
- 120** Brushed Brass
- 117** Distressed Brass
- 049** Textured Black
- 060** Textured White

Canopy finish will match seam plate finish.



All Gaviota pendants have 3 seam plates and suspension cables, number of electrical cords per model listed on page 2.

(E) LIGHT DIRECTION

- D** Direct
- B** Direct and Indirect

(F) LAMPING CCT

- 27** 2700K LED
- 30** 3000K LED
- 35** 3500K LED
- 40** 4000K LED
- CRI 90+

(G) OPTION CODE

- XD** For custom drop lengths add "XD" followed by desired Overall Height in inches at end of order code. Otherwise a standard 96" drop length is provided which is field cuttable.
- EM** Emergency Backup option.

Walnut and Oak fixtures are constructed of real solid wood with a natural oil finish.



Lumen Output / Wattage / Weight

Direct Light

DIAMETER	WATTS	DELIVERED LUMENS (DOWN)	NUMBER OF DRIVERS	WEIGHT (LBS)	NUMBER OF ELECTRICAL CORDS
3'	74	6160	1	21	1
4'	100	8260	2	26	2
5'	124	10350	2	30	2
6'	151	12685	2	33	2
7'	177	14935	2	38	2

Direct and Indirect Light

DIAMETER	WATTS	DELIVERED LUMENS (DOWN)	DELIVERED LUMENS (UP)	NUMBER OF DRIVERS	WEIGHT (LBS)	NUMBER OF ELECTRICAL CORDS
3'	110	6160	3165	2	21	2
4'	148	8260	4240	3	26	3
5'	183	10350	5320	3	30	3
6'	224	12685	6515	3	33	3
7'	263	14935	7670	3	38	3

Driver Specs

120-277VAC Input

0-10V dimming down to 1% with dim to off

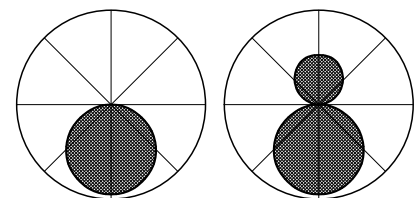
Drivers to be mounted remote at a maximum distance of 50' including pendant drop distance, provided a 12 gauge wire is used.

Driver dimension are maximum 6.25" x 3" x 1.06".

Canopy, Suspension Cables and Electrical Cords


- The Gaviota is built in 3 sections and is assembled on site (except for 3' diameter).
- 1/16" aircraft cable with cable grip suspension hardware included.
- 96" drop provided for a suspension types - add XD in order code for longer drops.
- 24" minimum drop for angled cable suspensions.
- Angled suspension cable angles not to be less than 30 degrees from horizontal.
- Canopies match seam plate material finish.

Photometric Polar Graph

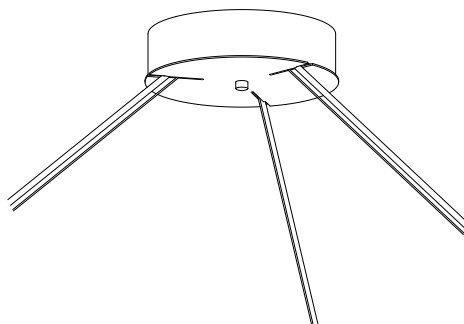


Direct

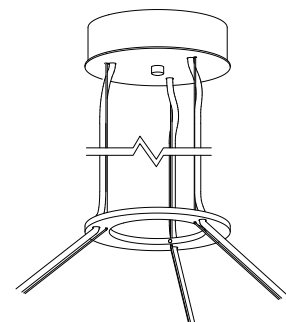
Direct and Indirect



**Straight Suspension**  
Canopy 5" Ø X .29"H



**Angled Suspension**  
Canopy 8" Ø X 2"H



**Collared Suspension**  
Canopy 8" Ø X 1.7"H  
Collar 6" Ø X .25"H

© FINISH 1 - RING WALL



001  
Walnut  
(CM-001)



002  
Dark Stained Walnut  
(CM-002)



095  
White Washed Oak  
(CM-095)



012  
Brushed Aluminum  
(CM-012)




046  
Rose Gold  
(CM-046)




047  
Brushed Brass  
(CM-047)



096  
Distressed Brass  
(CM-096)




085  
Matte Black  
(CM-085)



121  
Matte White  
(CM-121)

© FINISH 2 - SEAM PLATE




119  
Brushed Aluminum  
(CM-119)




120  
Brushed Brass  
(CM-120)



117  
Distressed Brass  
(CM-117)



049  
Textured Black  
Powder Coat  
(CM-049)



060  
Textured White  
Powder Coat  
(CM-060)