

Project Contact

Fill in the shaded boxes using the information listed below

Order Code	R-0032	-		-		-		-		-		-		-	
MODEL			(A) SIZE		(B) SUSPENSION		(C) FINISH 1 - RING WALLS		(D) FINISH 2 - SEAM PLATE		(E) LIGHT DIRECTION		(F) LAMPING CCT		(G) OPTION CODE
EXAMPLE ORDER CODE	R-0032	-	59	-	S	-	002	-	008	-	D	-	27	-	EM

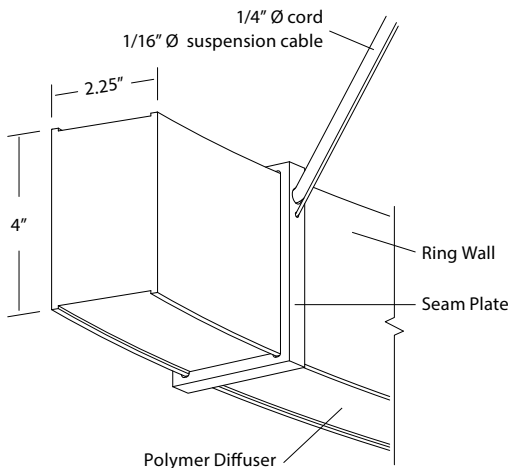
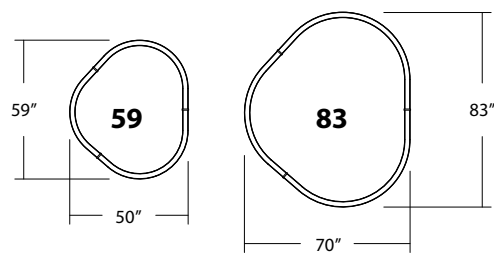


Capistrano 59, straight cables, Walnut ring walls, brass seam plate, Direct light, 3000K.



Detail of Distressed Brass seam plate with Walnut ring walls.

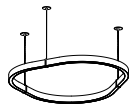
(A) SIZE



All Capistrano pendants have 3 seam plates and suspension cables. The number of electrical cords per model listed on page 2.

(B) SUSPENSION

S Straight



A Angled



C Collared



(C) FINISH 1 - RING WALLS

- 001** Walnut
- 002** Dark Stained walnut
- 095** White Washed Oak
- 012** Brushed Aluminum
- 046** Rose Gold
- 047** Brushed Brass
- 096** Distressed Brass
- 085** Matte Black
- 121** Matte White

(D) FINISH 2 - SEAM PLATE

- 119** Brushed Aluminum
- 120** Brushed Brass
- 117** Distressed Brass
- 049** Textured Black
- 060** Textured White

Canopy finish will match seam plate finish.

Walnut and Oak fixtures are constructed of real solid wood with a natural oil finish.

(E) LIGHT DIRECTION

- D** Direct
- B** Direct and Indirect

(F) LAMPING CCT

- 27** 2700K LED
- 30** 3000K LED
- 35** 3500K LED
- 40** 4000K LED
- CRI 90+

(G) OPTION CODE

XD For custom drop lengths add "XD" followed by desired *Overall Height* in inches at end of order code. Otherwise a standard 72" drop length is provided which is field cuttable.

EM Emergency Backup option.



LUMEN OUTPUT / WATTAGE / WEIGHT

Direct Light					
SIZE	WATTS	LUMENS DELIVERED (DOWN)	NUMBER OF DRIVERS	WEIGHT (LBS)	NUMBER OF ELECTRICAL CORDS
59	111	10800	2	31	2
83	130	12500	2	34	2

Direct and Indirect Light						
SIZE	WATTS	LUMENS DELIVERED (DOWN)	LUMENS DELIVERED (UP)	NUMBER OF DRIVERS	WEIGHT (LBS)	NUMBER OF ELECTRICAL CORDS
59	165	10800	5600	3	31	3
83	193	12500	6500	3	34	3

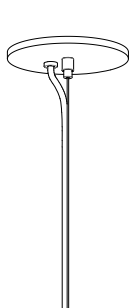
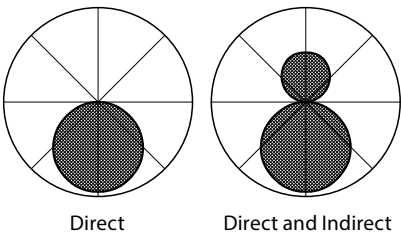
DRIVER SPECS

120-277VAC Input
0-10V dimming down to 1% with dim to off
Drivers to be mounted remote at a maximum distance of 50' including pendant drop distance, provided a 12 gauge wire is used.
Driver dimension are maximum 6.25" x 3" x 1.06".
See table for qty.

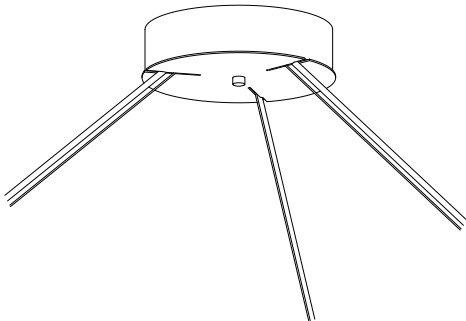
CANOPY, SUSPENSION CABLES AND ELECTRICAL CORDS

- The Capistrano is built in 3 sections and is assembled on site.
- 1/16" aircraft cable with cable grip suspension hardware included.
- 72" drop provided for a suspension types - add XD in order code for longer drops.
- 24" minimum drop for angled cable suspensions
- Angled suspension cable angles not to be less than 30 degrees from horizontal
- Canopies match seam plate material finish

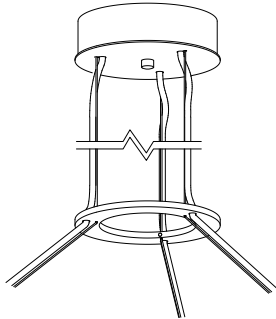
PHOTOMETRIC POLAR GRAPH



Straight Suspension
Canopy (3) 5" Ø X .29"H



Angled Suspension
Canopy 8" Ø X 2"H



Collared Suspension
Canopy 8" Ø X 1.7"H
Collar 6" Ø X .25"H

© FINISH 1 - RING WALL



Walnut
CM-001



Dark Stained Walnut
CM-002




White Washed Oak
CM-095



Brushed Aluminum
CM-012




Rose Gold
CM-046




Brushed Brass
CM-047



Distressed Brass
CM-096




Matte Black
CM-085



Matte White
CM-121

© FINISH 2 - SEAM PLATE




Brushed Aluminum
CM-119




Brushed Brass
CM-120



Distressed Brass
CM-117



Textured Black
Powder Coat
CM-049



Textured White
Powder Coat
CM-060