

Project

Contact

Fill in the shaded boxes using the information listed below

Order Code

**R-0032**

Model

**A** SIZE

**B** SUSPENSION

**C** FINISH 1 - RING WALLS

**D** FINISH 2 - SEAM PLATE

**E** LIGHT DIRECTION

**F** LAMPING CCT


**G** OPTION CODE

EXAMPLE ORDER CODE

R-0032 - 59 - S - 002 - 008 - D - 27 - EM

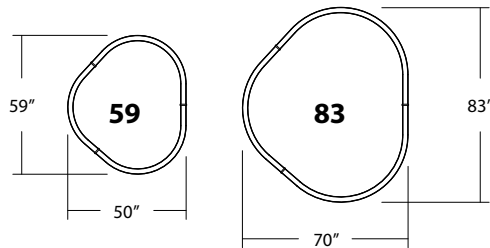


Capistrano 59, straight cables, Walnut ring walls, brass seam plate, Direct light, 3000K.



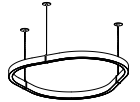
Detail of Distressed Brass seam plate with Walnut ring walls.

**A** SIZE

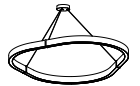


**B** SUSPENSION

**S** Straight



**A** Angled



**C** Collared



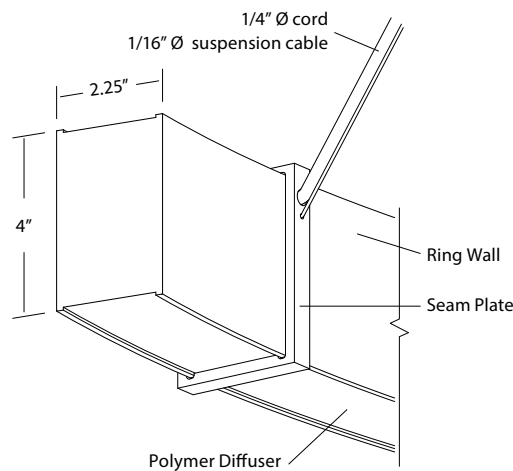
**C** FINISH 1 - RING WALLS

- 001** Walnut
- 002** Dark Stained walnut
- 095** White Washed Oak
- 012** Brushed Aluminum
- 046** Rose Gold
- 047** Brushed Brass
- 096** Distressed Brass
- 085** Matte Black
- 121** Matte White

**D** FINISH 2 - SEAM PLATE

- 119** Brushed Aluminum
- 120** Brushed Brass
- 117** Distressed Brass
- 049** Textured Black
- 060** Textured White

Canopy finish will match seam plate finish.



All Capistrano pendants have 3 seam plates and suspension cables. The number of electrical cords per model listed on page 2.

**E** LIGHT DIRECTION

- D** Direct
- B** Direct and Indirect

**F** LAMPING CCT

- 27** 2700K LED
- 30** 3000K LED
- 35** 3500K LED
- 40** 4000K LED
- CRI 90+

**G** OPTION CODE

**XD** For custom drop lengths add "XD" followed by desired *Overall Height* in inches at end of order code. Otherwise a standard 72" drop length is provided which is field cuttable.

**EM** Emergency Backup option.

Walnut and Oak fixtures are constructed of real solid wood with a natural oil finish.



Lumen Output / Wattage / Weight

Direct Light

SIZE	WATTS	LUMENS DELIVERED (DOWN)	NUMBER OF DRIVERS	WEIGHT (LBS)	NUMBER OF ELECTRICAL CORDS
59	111	10800	2	31	2
83	130	12500	2	34	2

Direct and Indirect Light

SIZE	WATTS	LUMENS DELIVERED (DOWN)	LUMENS DELIVERED (UP)	NUMBER OF DRIVERS	WEIGHT (LBS)	NUMBER OF ELECTRICAL CORDS
59	165	10800	5600	3	31	3
83	193	12500	6500	3	34	3

Driver Specs

120-277VAC Input

0-10V dimming down to 1% with dim to off

Drivers to be mounted remote at a maximum distance of 50' including pendant drop distance, provided a 12 gauge wire is used.


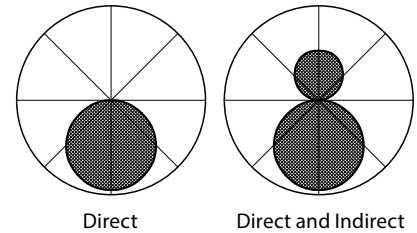
Driver dimension are maximum 6.25" x 3" x 1.06".

See table for qty.

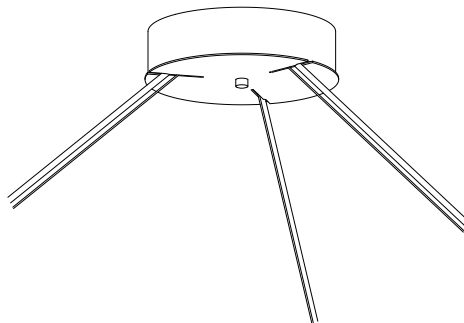
Canopy, Suspension Cables and Electrical Cords

- The Capistrano is built in 3 sections and is assembled on site.
- 1/16" aircraft cable with cable grip suspension hardware included.
- 72" drop provided for a suspension types - add XD in order code for longer drops.
- 24" minimum drop for angled cable suspensions
- Angled suspension cable angles not to be less than 30 degrees from horizontal
- Canopies match seam plate material finish

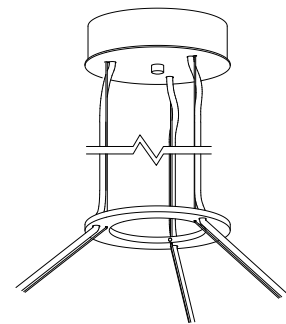
Photometric Polar Graph



**Straight Suspension**  
Canopy (3) 5" Ø X .29"H



**Angled Suspension**  
Canopy 8" Ø X 2"H



**Collared Suspension**  
Canopy 8" Ø X 1.7"H  
Collar 6" Ø X .25"H

© FINISH 1 - RING WALL



001  
Walnut  
(CM-001)



002  
Dark Stained Walnut  
(CM-002)



095  
White Washed Oak  
(CM-095)



012  
Brushed Aluminum  
(CM-012)




046  
Rose Gold  
(CM-046)




047  
Brushed Brass  
(CM-047)



096  
Distressed Brass  
(CM-096)




085  
Matte Black  
(CM-085)



121  
Matte White  
(CM-121)

© FINISH 2 - SEAM PLATE




119  
Brushed Aluminum  
(CM-119)




120  
Brushed Brass  
(CM-120)



117  
Distressed Brass  
(CM-117)



049  
Textured Black  
Powder Coat  
(CM-049)



060  
Textured White  
Powder Coat  
(CM-060)