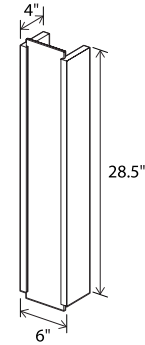


walnut

Capio L sconce



Dimensions: 28.5" x 6" x 4"
 Materials: solid wood, polymer
 Product weight: 7 lb
 Light source: integrated LED
 Light output: 1000 Lumens (source)
 Light color*: 2700 K or 3500 K
 Color accuracy: 90+ CRI
 Power usage: 14 W
 Dimmable (see driver below)
 Input voltage: 24 V DC (driver included)
 Driver location: must be housed in J-box
 Driver dimensions: 3" x 1.5" x 1"
 ADA compliant hotel room signage with tactile numbering and corresponding braille available
 Wood grain will vary
 Specifications subject to change



MATERIAL & FINISH OPTIONS

Capio S part # 03-180-L

Wood Body

walnut (CM-001)
 dark stained walnut (CM-002)
 maple (CM-005)
 white washed oak (CM-095)

Lamping*

2700 K LED
 3500 K LED

Driver

120 V AC input voltage
 TRIAC, ELV & 0-10 V dimming
 277 V AC input voltage
 TRIAC, ELV & 0-10 V dimming


W
D
M
O

27
35


P1
P2



walnut (CM-001)



dark stained walnut (CM-002)



maple (CM-005)



white washed oak (CM-095)



walnut



white washed oak

The Capio is an exercise in restraint and efficiency consisting of just two solid wood sides that capture a single light diffusing lens. The clean and simple design allows for horizontal or vertical mounting as well as compelling compositions when used in multiples.

Nick Sheridan,
 Designer

Includes: frosted polymer (CM-024)

*Available in 3000K, 4000K and other color temperatures upon request.

Emergency backup option available upon request, requires oversized J-box.

