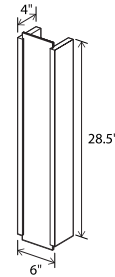




Capio L
sconce



Dimensions: 28.5" x 6" x 4"
 Materials: solid wood, polymer
 Product weight: 7 lb
 Light source: integrated LED
 Light output: 1000 Lumens (source)
 Light color*: 2700 K or 3500 K
 Color accuracy: 90+ CRI
 Power usage: 14 W
 Dimmable (see driver below)
 Input voltage: 24 V DC (driver included)
 Driver location: must be housed in J-box
 Driver dimensions: 3" x 1.5" x 1"
 ADA compliant hotel room signage with tactile numbering and corresponding braille available
 Wood grain will vary
 Specifications subject to change



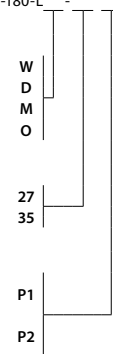
MATERIAL & FINISH OPTIONS

Capio L part # 03-180-L

Wood Body
 walnut (CM-001)
 dark stained walnut (CM-002)
 maple (CM-005)
 white washed oak (CM-095)

Lamping*
 2700 K LED
 3500 K LED


Driver
 120 V AC input voltage
 TRIAC, ELV & 0-10 V dimming
 277 V AC input voltage
 TRIAC, ELV & 0-10 V dimming



walnut (CM-001)



dark stained walnut (CM-002)



maple (CM-005)



white washed oak (CM-095)



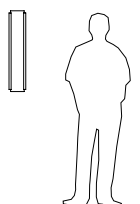
walnut



white washed oak

The Capio is an exercise in restraint and efficiency consisting of just two solid wood sides that capture a single light diffusing lens. The clean and simple design allows for horizontal or vertical mounting as well as compelling compositions when used in multiples.

Nick Sheridan
Designer



⚠ WARNING. California Proposition 65 Warning for California Consumers. This product can expose you to chemicals including wood dust and lead which are known to the State of California to cause cancer or birth defects or other reproductive harm. For more information go to www.P65Warnings.ca.gov