



white washed oak

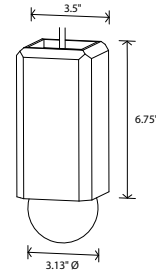


walnut



dark stained walnut

Cano pendant

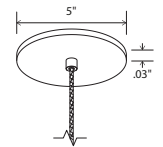


Dimensions: 3.5" x 3.5", 6.75"
 Materials: solid wood
 Product weight: 2 lb
 Light source: medium base E26 socket
 Lamping: E26 base, type G25 lamp, 20 W max
 Input voltage: 250 V AC max
 Textured Black Powdercoat (CM-049) low profile round canopy with Grey Cloth Covered Cord (CM-106)
 Canopy dimensions: 5" Ø, 0.3"
 See website for more canopy information
 Field adjustable drop length: 0'6" min - 6'0" max
 Suitable for a sloped ceiling
 Wood grain will vary
 Specifications subject to change



MATERIAL & FINISH OPTIONS


| Cano part # 06-251- | | MB |
|------------------------------|----|----|
| Wood Shade | | |
| walnut (CM-001) | W | |
| dark stained walnut (CM-002) | D | |
| white washed oak (CM-095) | O | |
| Bulb Options | | |
| 2700 K G40 LED Bulb included | 27 | |
| no bulb included | 00 | |



low-profile round canopy with braided cord



walnut (CM-001)



dark stained walnut (CM-002)



white washed oak (CM-095)

Designing with LEDs often lends itself to hiding, or using a low profile light source. The Cano pendant does the opposite; the light bulb is an integral part of the design. The solid hardwood faceted body is enhanced when paired with a spherical glowing bulb.



⚠ WARNING. California Proposition 65 Warning for California Consumers. This product can expose you to chemicals including wood dust and lead which are known to the State of California to cause cancer or birth defects or other reproductive harm. For more information go to www.P65Warnings.ca.gov