



brushed brass, walnut




brushed aluminum, white washed oak



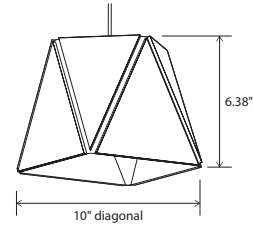
brushed aluminum, dark stained walnut

The Calx is an example of modern design where the methods and the materials themselves are integral to its very conception, aligning form and function, which creates a synergy that is evident. The fixture ultimately forms a square aperture but enjoys a beautifully simple faceted structure.

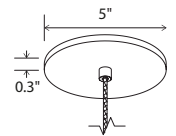
*Nick Sheridan,
Designer*



Calx 10 accent pendant



Dimensions: 6.75" x 6.75", 6.4"
 Materials: wood, metal, polymer
 Product weight: 2 lb
 Light source: integrated LED
 Light output: 345 Lumens (source)
 Light color*: 2700 K or 3500 K
 Color accuracy: 90+ CRI
 Power usage: 9 W
 Dimmable: 0-10 V dimming at 120-277 V AC TRIAC and ELV dimming at 120 V AC only
 Driver location: must be housed in J-box
 Driver dimensions: 2" x 1.3" x 1", included
 White (CM-060) low-profile round canopy with white braided cord included
 Canopy dimensions: 5"Ø, 0.3"
 See website for more canopy information
 6'-0" drop length, field adjustable
 Suitable for a sloped ceiling
 Wood grain will vary
 Specifications subject to change



round low-profile canopy

MATERIAL & FINISH OPTIONS

Calx10 part # 06-200-10

Metal Finish

brushed aluminum (CM-012)
 brushed rose gold (CM-046)
 brushed brass (CM-047)

A
G
R

Wood Finish

walnut (CM-055)
 dark stained walnut (CM-056)
 white washed oak (CM-095)

W
D
O

Lamping

2700 K LED
 3500 K LED

27
35

Driver

120 V AC input voltage
 TRIAC, ELV, or 0-10V dimmable

P1



brushed aluminum (CM-012)




brushed brass (CM-047)



brushed rose gold (CM-046)



walnut (CM-055)



dark stained walnut (CM-056)



white washed oak (CM-095)

Other sizes and Calx sconce also available.

* Available in 3000K, 4000K and other color.