




walnut

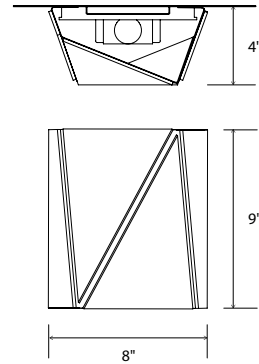


dark stained walnut



walnut, side view

Calx sconce



Dimensions: 8" x 9" x 4"
 Materials: wood, metal
 Product weight: 2 lb
 Light source: integrated LED
 Light output: 1130 Lumens (source)
 Light color: 2700 K or 3500 K
 Color accuracy: 90+ CRI
 Power usage: 13 W
 Dimmable (see driver below)
 Wood grain will vary
 Specifications subject to change



MATERIAL & FINISH OPTIONS

Calx sconce part # 03-138-

Metal Finish

brushed aluminum (CM-012)
 brushed rose gold (CM-046)
 brushed brass (CM-047)

Wood Finish

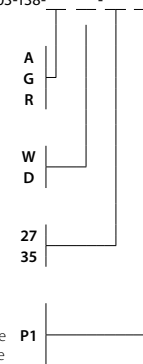
walnut (CM-055)
 dark stained walnut (CM-056)

Lamping

2700 K LED
 3500 K LED

Driver

AC Input Voltage Range: 120-277 V
 120 V input: TRIAC, ELV & 0-10 V dimmable
 240 & 277 V input: only 0-10 V dimmable



brushed aluminum (CM-012)



brushed rose gold (CM-046)



brushed brass (CM-047)



walnut (CM-055)



dark stained walnut (CM-056)

Inspired by the Calx pendant, the materials and method inform the design greatly. While the Calx sconce is clean and simple, it also offers a beautiful texture and subtle complexity to a wall.

Nick Sheridan,
 Designer

Calx pendants also available

* Available in 3000K, 4000K and other color temperatures upon request

