



oiled bronze

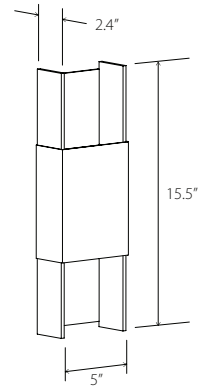


brushed aluminum



distressed brass

## Ansa sconce



Dimensions: 15.5" x 5" x 2.4"  
 Materials: metal, polymer  
 Product weight: 3 lb  
 Light source: integrated LED  
 Light output: 1130 Lumens (source)  
 Light color: 2700 K or 3500 K  
 Color accuracy: 90+ CRI  
 Power usage: 13 W  
 Dimmable (see driver below)  
 Specifications subject to change



### MATERIAL & FINISH OPTIONS

Ansa sconce part # 03-137-

#### Metal Finish

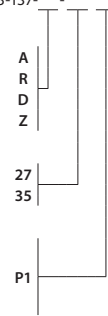
brushed aluminum (CM-006)  
 brushed brass (CM-008)  
 distressed brass (CM-009)  
 oiled bronze (CM-010)

#### Lamping

2700 K LED  
 3500 K LED

#### Driver

AC Input Voltage Range: 120-277 V  
 120 V input: TRIAC, ELV & 0-10 V dimmable  
 240 & 277 V input: only 0-10 V dimmable




brushed aluminum (CM-006)



brushed brass (CM-008)



distressed brass (CM-009)



oiled bronze (CM-010)

Includes: frosted polymer (CM-024)

J-box centered behind fixture

\*Available in 3000K, 4000K and other color temperatures upon request

*The Ansa is a simple form that has been detailed and executed without compromise. The robust metal collar broadly trains the light while the light diffusing blades closely attenuate the wash pattern on the wall, yielding a simple and sophisticated feel.*

Nick Sheridan  
 Designer

