



oiled bronze

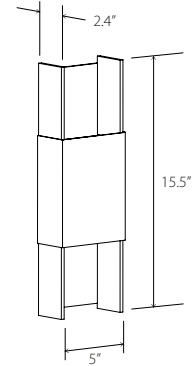


brushed aluminum



distressed brass

Ansa sconce



Dimensions: 15.5" x 5" x 2.4"
 Materials: metal, polymer
 Product weight: 3 lb
 Light source: integrated LED
 Light output: 1130 Lumens (source)
 Light color: 2700 K or 3500 K
 Color accuracy: 90+ CRI
 Power usage: 13 W
 Dimmable (see driver below)
 Specifications subject to change



MATERIAL & FINISH OPTIONS

Ansa sconce part # 03-137-

Metal Finish

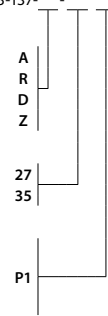
brushed aluminum (CM-006)
 brushed brass (CM-008)
 distressed brass (CM-009)
 oiled bronze (CM-010)

Lamping

2700 K LED
 3500 K LED

Driver

AC Input Voltage Range: 120-277 V
 120 V input: TRIAC, ELV & 0-10 V dimmable
 240 & 277 V input: only 0-10 V dimmable



brushed aluminum (CM-006)



brushed brass (CM-008)



distressed brass (CM-009)



oiled bronze (CM-010)

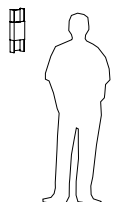
Includes: frosted polymer (CM-024)

J-box centered behind fixture

*Available in 3000K, 4000K and other color temperatures upon request.

The Ansa is a simple form that has been detailed and executed without compromise. The robust metal collar broadly trains the light while the light diffusing blades closely attenuate the wash pattern on the wall, yielding a simple and sophisticated feel.

Nick Sheridan
 Designer



▲WARNING. California Proposition 65 Warning for California Consumers. This product can expose you to chemicals including wood dust and lead which are known to the State of California to cause cancer or birth defects or other reproductive harm. For more information go to www.P65Warnings.ca.gov