



dark stained walnut



walnut

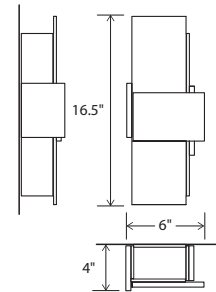


brushed aluminum

It's a 3 sided box, which has been carefully deconstructed to a sculptural state. The careful composition of overlap and void create interest and complexity to a very straightforward, well-functioning wall sconce. The tectonic disconnection in form allows you to witness the solid American black walnut's grain as it travels through each solid block.

*Nick Sheridan,
Designer*

ACUO sconce



Dimensions: 16.5" x 6" x 4"
Materials: solid wood, polymer, aluminum
Product weight: 3 lb (CM-001/CM-002)
5 lb (CM-006)

Integrated LED Specifications

Light output: 1130 Lumens (source)
Light color*: 2700 K or 3500 K
Color accuracy: 90+ CRI
Power usage: 14 W
Dimmable (see driver below)

GU-24 Base Specifications

Lamping: 2x GU-24 base sockets, 18 W max each
Input voltage: 300 V AC max

ADA compliant hotel room signage with tactile numbering and corresponding braille available
Wood grain will vary
Specifications subject to change



MATERIAL & FINISH OPTIONS

Acuo sconce part # 03-130-

Body

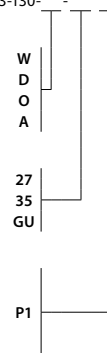
walnut (CM-001)
dark stained walnut (CM-002)
white washed oak (CM-095)
brushed aluminum (CM-006)

Lamping


2700 K LED
3500 K LED
GU-24 base socket

Driver (LED version only)

AC Input Voltage Range: 120-277 V
120 V input: TRIAC, ELV & 0-10 V dimmable
240 & 277 V input: only 0-10 V dimmable



walnut (CM-001)



dark stained walnut (CM-002)



white washed oak (CM-095)



brushed aluminum (CM-006)

Includes: frosted polymer (CM-024)

Emergency backup option available upon request
Requires oversized J-box

J-box centered behind wood/aluminum body

*Available in 3000K, 4000K and other color temperatures upon request

