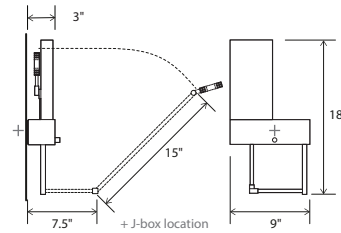






right model

## Cubo

bedside wall sconce/reading lamp hybrid



- Dimensions: 18" x 9" x 3", 22.5" articulating arm
- Materials: solid wood, aluminum, polymer
- Product weight: 3 lb
- Full arm and light head articulation
- Light source: integrated LED
- Light output: 345 Lumens (source)
- Light color: 2700 K
- Color accuracy: 90+ CRI
- Power usage: 3.2 W
- Dimmable on fixture
- Input voltage: 12 V DC (adapter included)
- Hardwired and corded versions available
- Hardwired model includes an external power adapter (3" x 1.625" x 1.25")
- Requires space in J-box for included power adapter
- Wood grain will vary
- Specifications subject to change

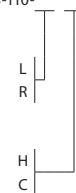


### OPTIONS

Cubo part #03-110-

*Direction*  
left model  
right model

*Installation*  
hardwired\*  
corded



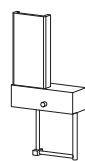
*Includes*  
solid walnut body (CM-001)  
aluminum arms (CM-006)  
frosted polymer shade

Alternate voltage / plug styles available

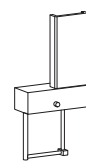
\*Hardwired installation uses a standard 3" round plaster ring and requires room in the j box for the included external power supply.  
Get installation instructions at [www.cernogroup.com](http://www.cernogroup.com)

*Necessity is the mother of invention, and in this case illuminated activities in bed need highly controlled light — provided here without compromise, while still delivering a simple, clean wall sconce with ambient light — all in one fixture! — and it leaves your nightstand clutter free! Now that is modern.*

*Nick Sheridan  
Designer*



left model (L)



right model (R)

**▲WARNING.** California Proposition 65 Warning for California Consumers. This product can expose you to chemicals including wood dust and lead which are known to the State of California to cause cancer or birth defects or other reproductive harm. For more information go to [www.P65Warnings.ca.gov](http://www.P65Warnings.ca.gov)