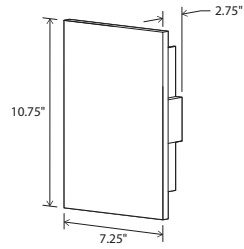



Tersus
sconce




Wood body and metal veneer options



walnut (CM-001) dark stained walnut (CM-002) maple (CM-005)



brushed rose gold, walnut brushed rose gold, dark stained walnut brushed rose gold, maple



brushed brass, walnut brushed brass, dark stained walnut brushed brass, maple



brushed aluminum, walnut brushed aluminum, dark stained walnut brushed aluminum, maple

Dimensions: 10.75" x 7.25" x 2.75"
 Materials: solid wood, polymer, metal option
 Product weight: 2 lb
 Light source: integrated LED
 Light output: 1130 Lumens (source)
 Light color: 2700 K or 3500 K
 Color accuracy: 90+ CRI
 Power usage: 13 W
 Dimmable (see driver below)
 Wood grain will vary
 Specifications subject to change



MATERIAL & FINISH OPTIONS

Tersus part # 03-136-

| | |
|--|----|
| <i>Wood Body</i> | |
| walnut (CM-001) | W |
| dark stained walnut (CM-002) | D |
| maple (CM-005) | M |
| <i>Metal Finish</i> | |
| brushed aluminum (CM-012) | A |
| brushed rose gold (CM-046) | G |
| brushed brass (CM-047) | R |
| None (leave blank) | |
| <i>Lamping</i> | |
| 2700 K LED | 27 |
| 3500 K LED | 35 |
| <i>Driver</i> | |
| 120-277 V AC input voltage | |
| 0-10V dimming | |
| TRIAC and ELV dimming at 120 V AC only | P1 |

Includes
frosted polymer (CM-024)

J-box centered behind fixture



walnut, brushed rose gold



walnut brushed rose gold dark stained walnut maple

The Tersus is an example of the simplest form unlocking a myriad of design possibilities. The long reaching light pattern cast on the wall coupled with the numerous finishes and materials offered makes the Tersus well versed for all kinds of compositions and applications.

Nick Sheridan
Designer

