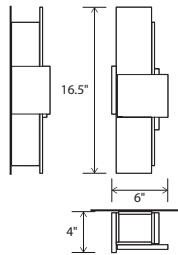


Acuo
sconce



Dimensions: 16.5" x 6" x 4"
 Materials: solid wood, polymer, aluminum
 Product weight: 3 lb
 Light source: integrated LED
 Light output: 1130 Lumens (source)
 Light color: 2700 K or 3500 K
 Color accuracy: 90+ CRI
 Power usage: 13 W
 Dimmable (see driver below)
 ADA compliant hotel room signage with tactile numbering and corresponding braille available
 Wood grain will vary
 Specifications subject to change



walnut (CM-001)



dark stained walnut (CM-002)



brushed aluminum (CM-006)

MATERIAL & FINISH OPTIONS

Acuo part # 03-130-

Body
 walnut (CM-001)
 dark stained walnut (CM-002)
 brushed aluminum (CM-006)

Lamping

2700 K LED
 3500 K LED

Driver

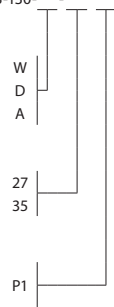
120 V AC input voltage
 TRIAC and ELV dimming

Includes

frosted polymer (CM-024)

Emergency backup option available upon request, requires oversized J-box.

J-box centered behind wood/aluminum body
 GU-24 base version available upon request



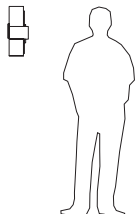
walnut



walnut



brushed aluminum



It's a 3 sided box, which has been carefully deconstructed to a sculptural state. The careful composition of overlap and void create interest and complexity to a very straightforward, well-functioning wall sconce. The tectonic disconnection in form allows you to witness the solid American black walnut's grain as it travels through each solid block.

Nick Sheridan
 Designer